


SMB46 Mounting Brackets

Stainless steel mounting brackets for Banner Sensors


Features

- Rugged stainless steel mounting brackets available in three styles:
 - Basic right angle "L" bracket
 - "S" bracket offering lens protection
 - "U"-shaped hat bracket offering protection for all sides of sensor
- Mounting hole pattern accommodates the following sensors:
 - MINI-BEAM[®]
 - PicoDot[™]
 - Q14
 - Q23
 - QH23
 - QM42

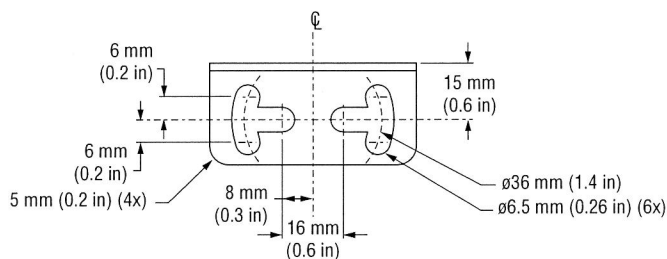


SMB46L

"L" bracket



Material: 316 Stainless Steel 1.85 mm (14 ga)



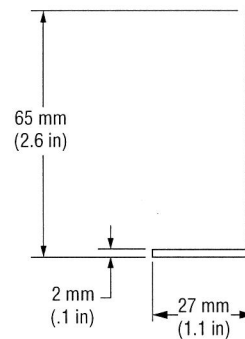
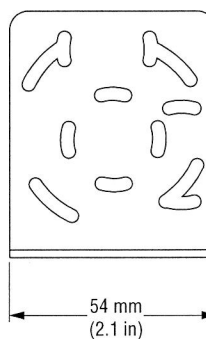
Model SMB46L

Bracket Assembly p/n 48747

Hardware packet (included) contains two each of the following:

- For sensor mounting:**
- M3 x .5 x 20 mm Screw
 - M3 x .5 Hex Nut
 - M3 Flat Washer
 - M3 Split Lock Washer


- For bracket Mounting:**
- M6 x 1 x 12 Screw
 - M6 x 1 Hex Nut
 - M6 Flat Washer
 - M6 Split Lock Washer



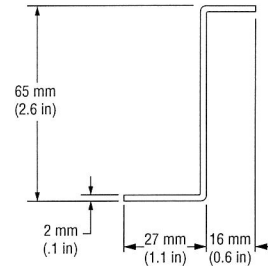
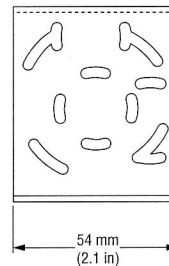
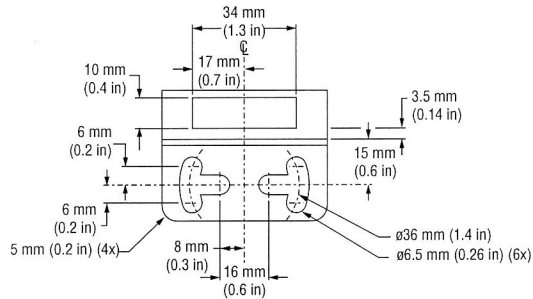
SMB46 Mounting Brackets

SMB46S

“S” bracket



Material: 316 Stainless Steel 1.85 mm (14 ga)



Model SMB46S

Bracket Assembly

p/n 48748


Hardware packet (included) contains two each of the following:

- For sensor mounting:**
- M3 x .5 x 20 mm Screw
 - M3 x .5 Hex Nut
 - M3 Flat Washer
 - M3 Split Lock Washer

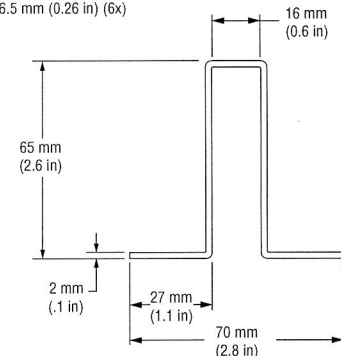
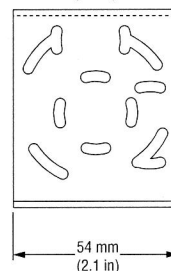
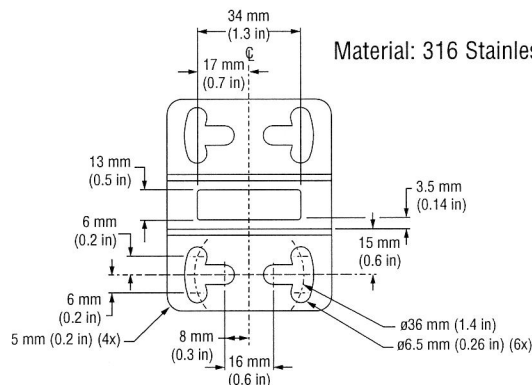
- For bracket Mounting:**
- M6 x 1 x 12 Screw
 - M6 x 1 Hex Nut
 - M6 Flat Washer
 - M6 Split Lock Washer

SMB46U

“U” bracket



Material: 316 Stainless Steel 1.85 mm (14 ga)



Model SMB46U

Bracket Assembly

48746

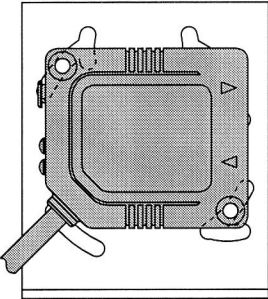
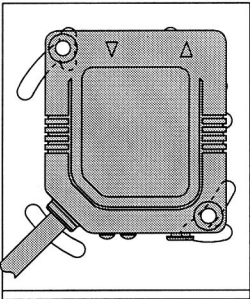
Hardware packet (included) contains two each of the following:

- For sensor mounting:**
- M3 x .5 x 20 mm Screw
 - M3 x .5 Hex Nut
 - M3 Flat Washer
 - M3 Split Lock Washer

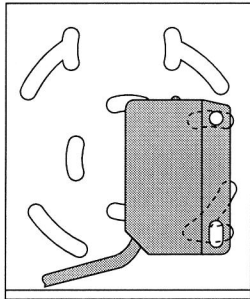
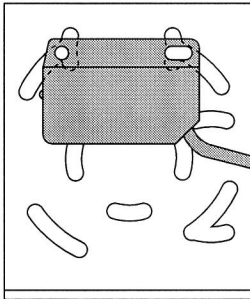
- For bracket Mounting:**
- M6 x 1 x 12 Screw
 - M6 x 1 Hex Nut
 - M6 Flat Washer
 - M6 Split Lock Washer

SMB46 Mounting Brackets

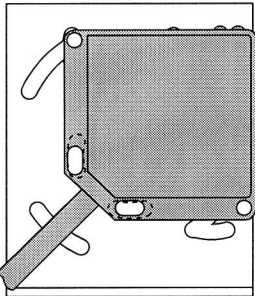
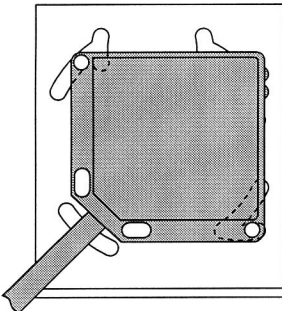
PicoDot™ Mounting Configurations



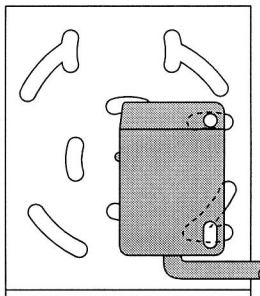
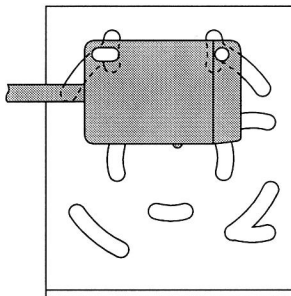
Q23 Mounting Configurations



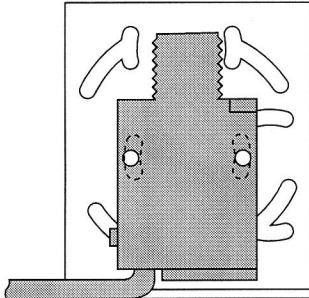
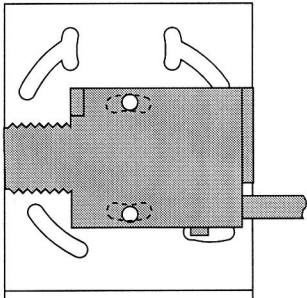
QM42 Mounting Configurations



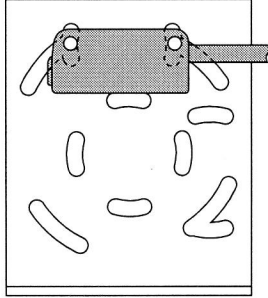
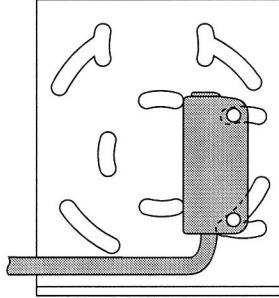
QH23 Mounting Configurations



MINI-BEAM® Mounting Configurations



Q14 Mounting Configurations



SMB46 Mounting Brackets

