

D-SERIES DRM DRM570615LT

Weidmüller Interface GmbH & Co. KG
 Klingenbergstraße 16
 D-32758 Detmold
 Germany
 Fon: +49 5231 14-0
 Fax: +49 5231 14-292083
 www.weidmueller.com



Relay from the D-SERIES DRM.

- 2 or 4 CO contacts
- Compact design
- Wide range of coil voltages
- Optional test button (AC red, DC blue)
- Optional with integrated status display (AC red, DC green)
and/or free-wheel diode

General ordering data

Type	DRM570615LT
Order No.	7760056103
Version	D-SERIES DRM, Relay, No. of contacts: 4, CO contact with test button, AgNi 0,15 µm Au, Rated control voltage: 115 V AC, Continuous current: 5 A, Plug-in connection
GTIN (EAN)	4032248855612
Qty.	20 Stück

D-SERIES DRM DRM570615LT

Weidmüller Interface GmbH & Co. KG
 Klingenbergstraße 16
 D-32758 Detmold
 Germany
 Fon: +49 5231 14-0
 Fax: +49 5231 14-292083
 www.weidmueller.com

Technische Daten

Dimensions and weights

Width	21 mm	Width (inches)	0,827 inch
Height	27,4 mm	Height (inches)	1,079 inch
Depth	35,7 mm	Depth (inches)	1,406 inch
Net weight	36,4 g		

Temperatures

Humidity	35...85 % rel. humidity, no condensation	Operating temperature	-40 °C...55 °C
Storage temperature	-40 °C...70 °C		

Input

Rated control voltage	115 V AC	Rated current AC	12.6 mA (50 Hz), 10.8 mA (60 Hz)
Power rating	1.0...1.2VA (60HZ)	Pull-in/drop-out voltage, typ.	92 V / 34.5 V AC
Coil resistance	4340 Ω ± 10 %	Status indicator	red LED

Output

Rated switching voltage	250 V AC	Max. switching voltage, AC	250 V
Continuous current	5 A	Inrush current	10 A / 50 ms
AC switching capacity (resistive), max.	1250 VA	DC switching capacity (resistive), max.	120 W @ 24 V
Switch-on delay	< 20 ms	Switch-off delay	< 20 ms
Min. switching power	10 mA @ 12 V, 100 mA @ 5 V	Max. switching frequency at rated load	0,1 Hz

Contact data

Contact type	4 CO contact with test button (AgNi 0,15 µm Au)	Contact resistance	≤ 50 mΩ
Mechanical service life	20 x 10 ⁶ switching cycles		

General data

Test button	yes (lockable)	Mechanical switch position indicator	Yes
UL 94 flammability rating	V-0		

Insulation coordination

Rated voltage	250 V	Surge voltage category	III
Pollution severity	2	Protection degree	IP20
Dielectric strength input – output	1.8 kV _{eff} / 1 min.	Creepage and clearance distance input – output	≥ 5.5 mm
Dielectric strength of neighbouring contacts	1 kV _{eff} / 1 min	Dielectric strength of open contact	1 kV _{eff} / 1 min
Impulse withstand voltage	6 kV (1.2/50 µs)		

Further details of approvals / standards

Standards	IEC 61810-1, EN 60664-1:2007, EN 61000-6-2:2005, EN 61000-6-4:2007 + A1:2011, UL 508	Certificate No. (cURus)	E312083
-----------	--	-------------------------	---------

D-SERIES DRM DRM570615LT

Weidmüller Interface GmbH & Co. KG
 Klingenbergstraße 16
 D-32758 Detmold
 Germany
 Fon: +49 5231 14-0
 Fax: +49 5231 14-292083
 www.weidmueller.com

Technische Daten

Connection data

Wire connection method Plug-in connection

Classifications

ETIM 3.0	EC001437	ETIM 5.0	EC001437
ETIM 6.0	EC001437	eClass 6.2	27-37-16-01
eClass 7.1	27-37-16-01	eClass 8.1	27-37-16-01
eClass 9.0	27-37-16-01	eClass 9.1	27-37-16-01

Approvals

Approvals



ROHS Conform

Downloads

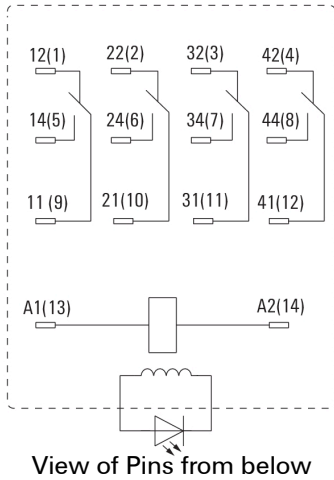
Approval/Certificate/Document of Conformity	DE_PA_5600_160310_001.pdf
Brochure/Catalogue	CAT 4.2 ELECTR 15/16 EN
Engineering Data	EPLAN, WSCAD

**D-SERIES DRM
DRM570615LT**

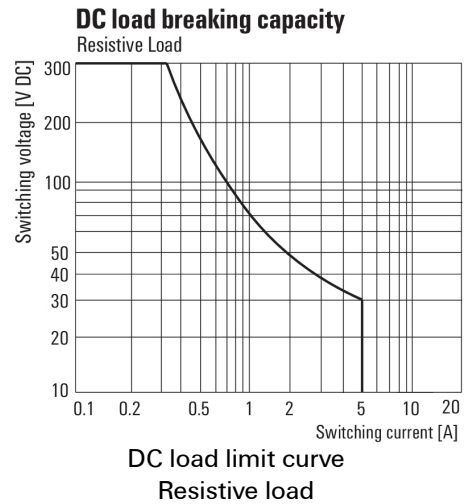
Weidmüller Interface GmbH & Co. KG
 Klingenbergstraße 16
 D-32758 Detmold
 Germany
 Fon: +49 5231 14-0
 Fax: +49 5231 14-292083
 www.weidmueller.com

Zeichnungen

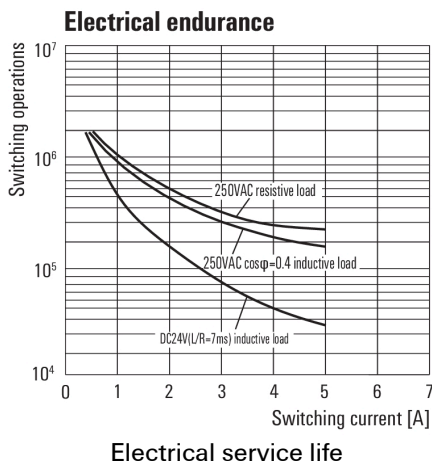
Wiring diagram



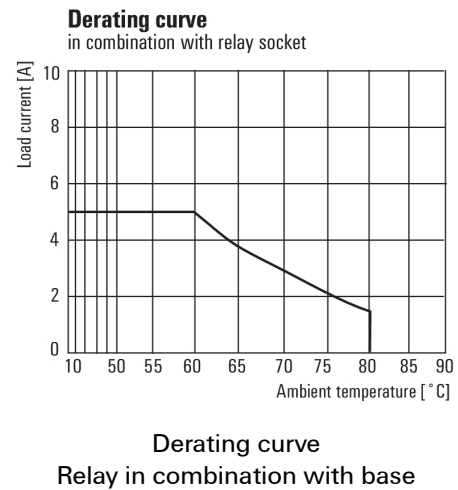
Graph



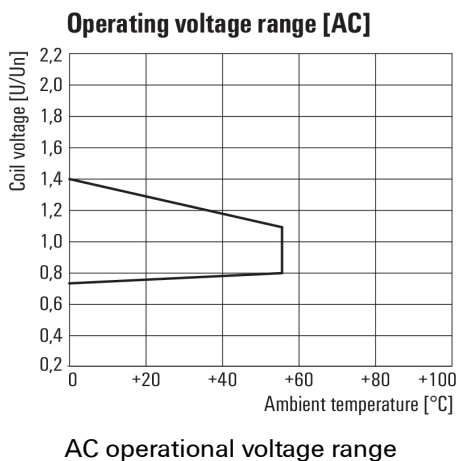
Graph



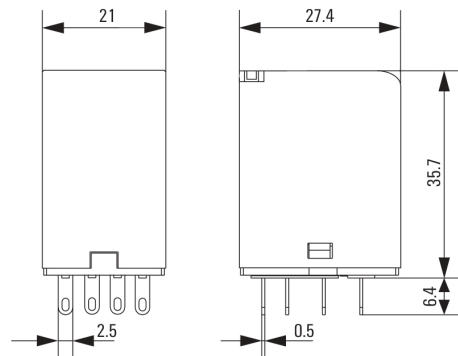
Graph



Graph



Dimensional drawing



Datenblatt

**D-SERIES DRM
DRM570615LT**

Weidmüller Interface GmbH & Co. KG
 Klingenbergstraße 16
 D-32758 Detmold
 Germany
 Fon: +49 5231 14-0
 Fax: +49 5231 14-292083
 www.weidmueller.com

Zeichnungen

Miscellaneous

Type code		DRM					
Type	DRM						
Type of construction	570	4 change over contact					
Coil voltage	012	12 V DC	524	24 V AC			
	024	24 V DC	548	48 V AC			
	048	48 V DC	615	115 V AC			
	110	110 V DC	730	230 V AC			
	220	220 V DC					
LED	L (Red for AC coil; green for DC coil)						
Test lever	T (Red for AC coil; green for DC coil)						
Free wheeling diode	D						

Type codes